

# City of La Vergne FIRE DEPARTMENT

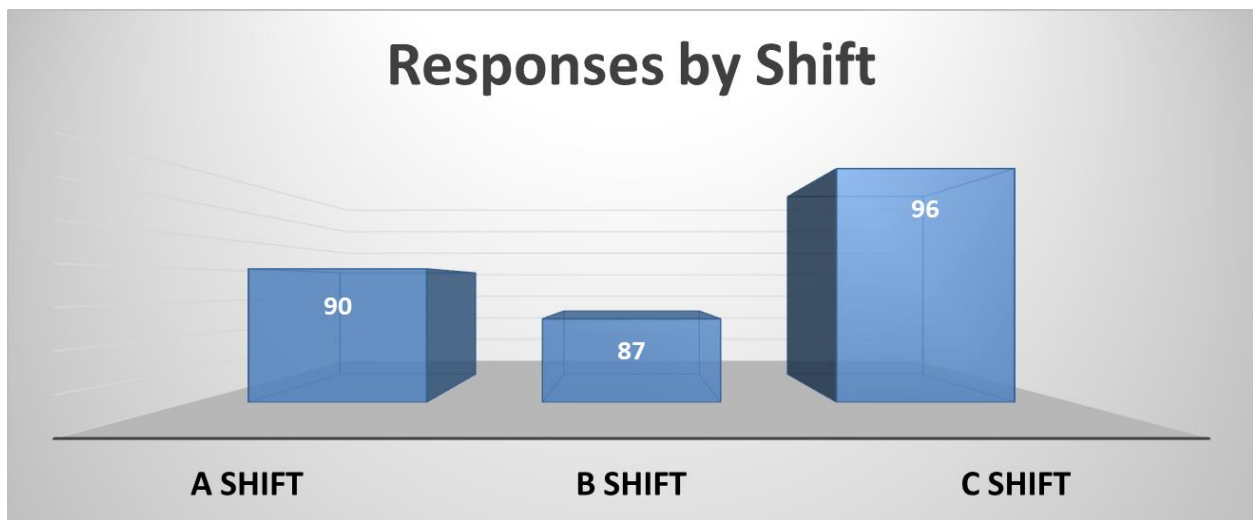
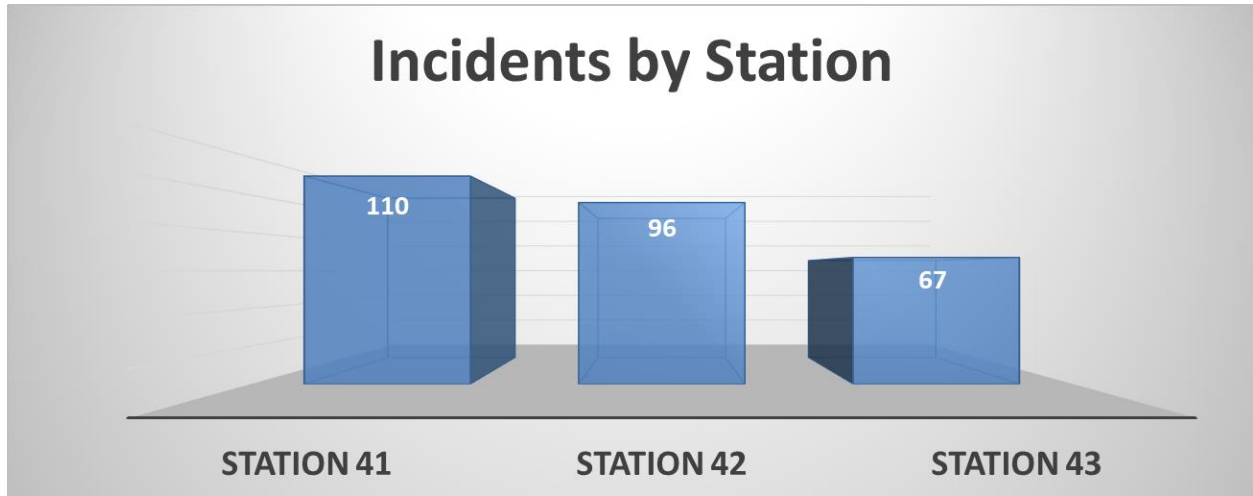
2021													
Call Type	January	February	March	April	May	June	July	August	September	October	November	December	2021
Structure Fire	3	1	2	4	2	2	2						16
Fire Alarm	34	23	25	17	17	25	28						169
Vehicle Fire	2	1	2	3	0	2	2						12
Grass Fire	2	2	3	2	2	3	3						17
Haz-Mat	10	3	1	2	8	3	4						31
MVA's	19	21	28	27	22	35	33						185
Medical	188	193	216	210	213	183	190						1393
Cancelled	3	2	1	1	3	2	2						14
Miscellaneous	11	18	12	6	7	8	9						71
Inspections			19	4	6	15	3						19
Pre Plans			29	84	34	46	27						29
COVID-19	9	4	5	3	2	2	1						26
<b>Total</b>	<b>272</b>	<b>268</b>	<b>290</b>	<b>272</b>	<b>274</b>	<b>263</b>	<b>273</b>						<b>1912</b>

2020													
Call Type	January	February	March	April	May	June	July	August	September	October	November	December	2020
Structure Fire	3	1	1	2	2	2	2	2	1	2	3	0	21
Fire Alarm	21	23	29	31	36	28	31	27	40	31	36	21	354
Vehicle Fire	4	2	1	3	2	3	2	3	2	3	2	2	29
Grass Fire	2	1	3	4	5	4	3	1	2	4	3	2	34
Haz-Mat	5	2	3	3	7	3	4	3	3	4	3	4	44
MVA's	25	21	17	16	21	24	19	28	24	27	34	28	284
Medical	195	181	194	174	198	186	198	197	210	205	211	194	2343
Cancelled	4	2	7	5	5	6	9	5	2	4	5	3	57
Miscellaneous	15	12	12	9	37	26	22	13	23	22	24	14	229
COVID-19			24	9	8	7	8	14	9	11	16	12	118
<b>Total</b>	<b>274</b>	<b>245</b>	<b>291</b>	<b>256</b>	<b>313</b>	<b>289</b>	<b>298</b>	<b>293</b>	<b>316</b>	<b>313</b>	<b>337</b>	<b>280</b>	<b>3505</b>

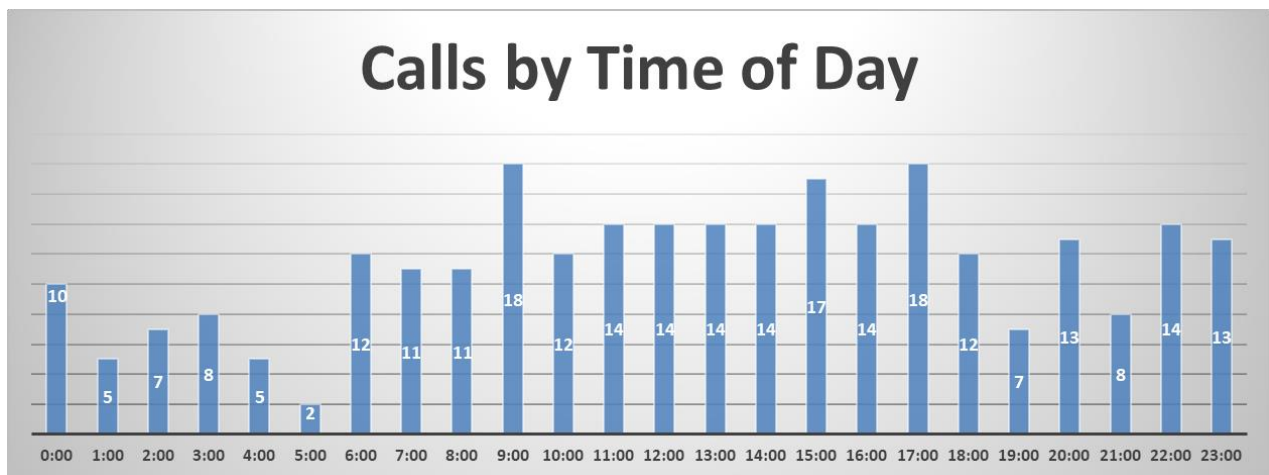
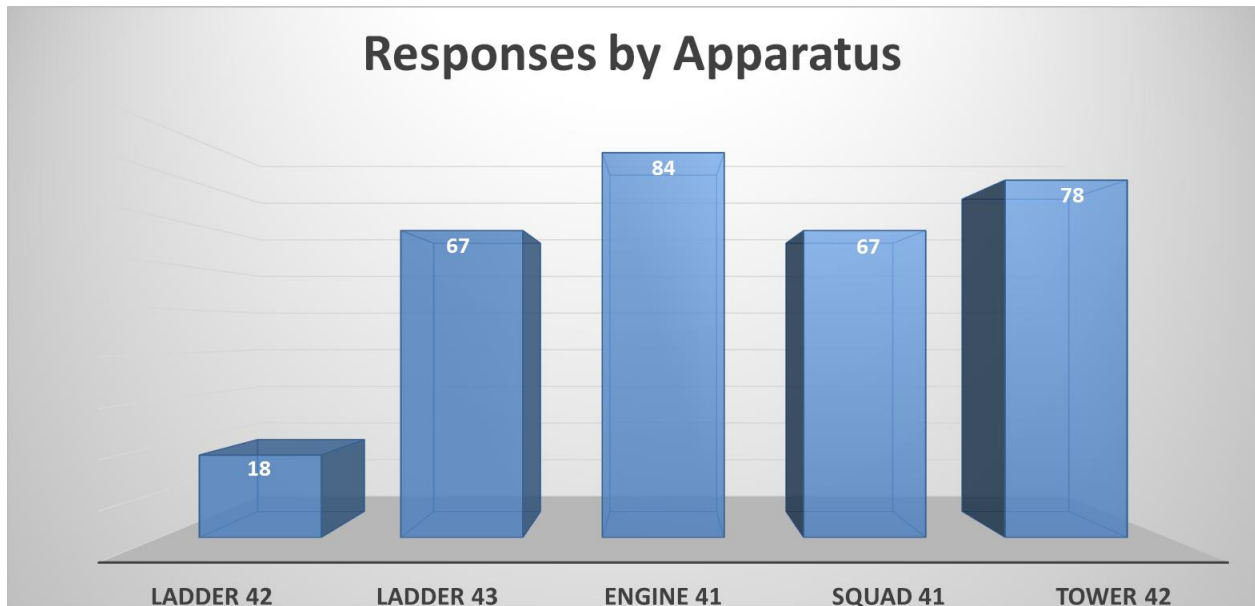
Response Times													
January	February	March	April	May	June	July	August	September	October	November	December	Average	
3:46	4:00	3:54	3:35	3:42	3:51	3:59						3:49	

Water Consumption in Gallons													
January	February	March	April	May	June	July	August	September	October	November	December	Total Gallons	
1,925	1,800	3,000	5,000	64,400	16,270	122,400						214,795	

# City of La Vergne FIRE DEPARTMENT



# City of La Vergne FIRE DEPARTMENT



# City of La Vergne FIRE DEPARTMENT

