

City of La Vergne FIRE DEPARTMENT

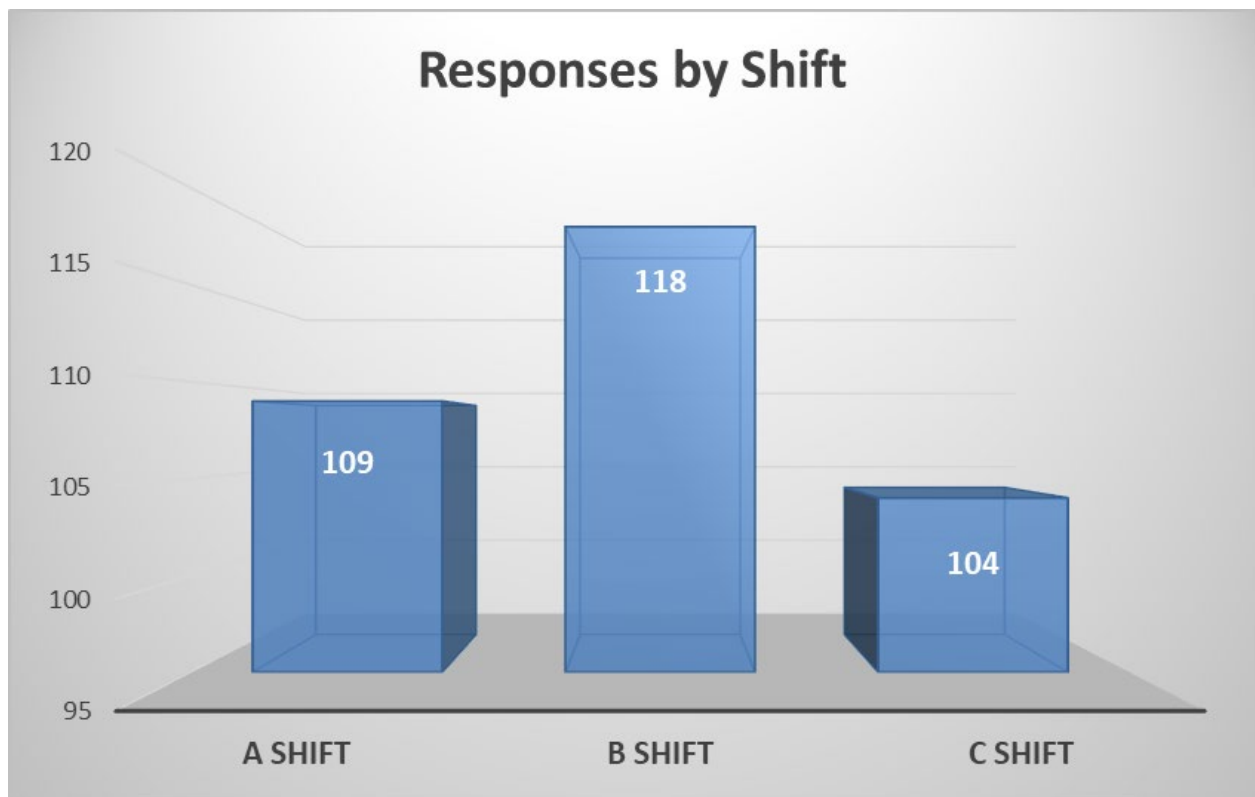
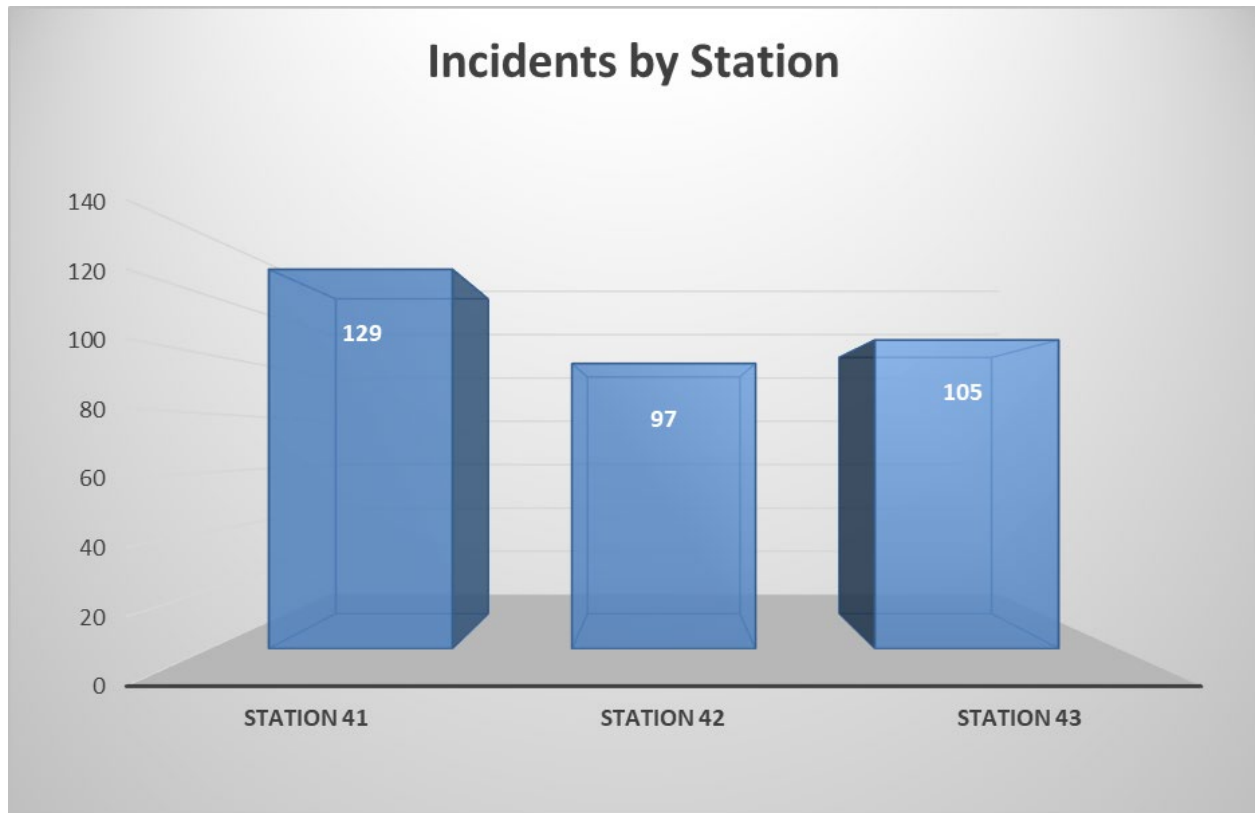
2022													
Call Type	January	February	March	April	May	June	July	August	September	October	November	December	2021
Structure Fire	1	2	2	3	4	2	1	1	2				18
Fire Alarm	30	19	18	42	29	31	38	22	36				265
Vehicle Fire	3	1	2	4	3	4	2	0	3				22
Grass Fire	3	3	3	2	2	5	4	1	6				29
Haz-Mat	4	6	5	3	6	3	4	2	4				37
MVA's	26	27	32	31	34	32	37	29	25				273
Medical	234	188	231	207	213	219	232	248	240				2012
Cancelled	2	3	2	3	4	2	2	6	4				28
Miscellaneous	4	3	8	5	8	9	14	16	11				78
Inspections	18	15	19	13	17	7	15	14	12				130
IROL Reports							5	12	9				26
Courtesy Insp.	43	29	13	3	78	16	0	0	0				182
COVID-19	12	8	2	0	1	2	1	6	3				35
Total	307	252	303	300	303	307	334	325	331				2762

2021													
Call Type	January	February	March	April	May	June	July	August	September	October	November	December	2021
Structure Fire	3	1	2	4	2	2	2	1	2	2	2	1	24
Fire Alarm	34	23	25	17	17	25	28	23	34	37	38	29	330
Vehicle Fire	2	1	2	3	0	2	2	3	1	1	1	1	19
Grass Fire	2	2	3	2	2	3	3	4	2	3	2	2	30
Haz-Mat	10	3	1	2	8	3	4	3	4	6	3	3	50
MVA's	19	21	28	27	22	35	33	26	25	26	22	31	315
Medical	188	193	216	210	213	183	190	258	266	194	193	198	2502
Cancelled	3	2	1	1	3	2	2	5	4	3	2	3	31
Miscellaneous	11	18	12	6	7	8	9	2	9	4	5	6	97
Inspections			19	4	6	15	3	6	7	21	19	7	60
Courtesy Insp.			29	84	34	46	27	56	115	28	60	33	391
COVID-19	9	4	5	3	2	2	1	32	12	2	3	16	91
Total	272	268	290	272	274	263	273	325	347	276	268	274	3402

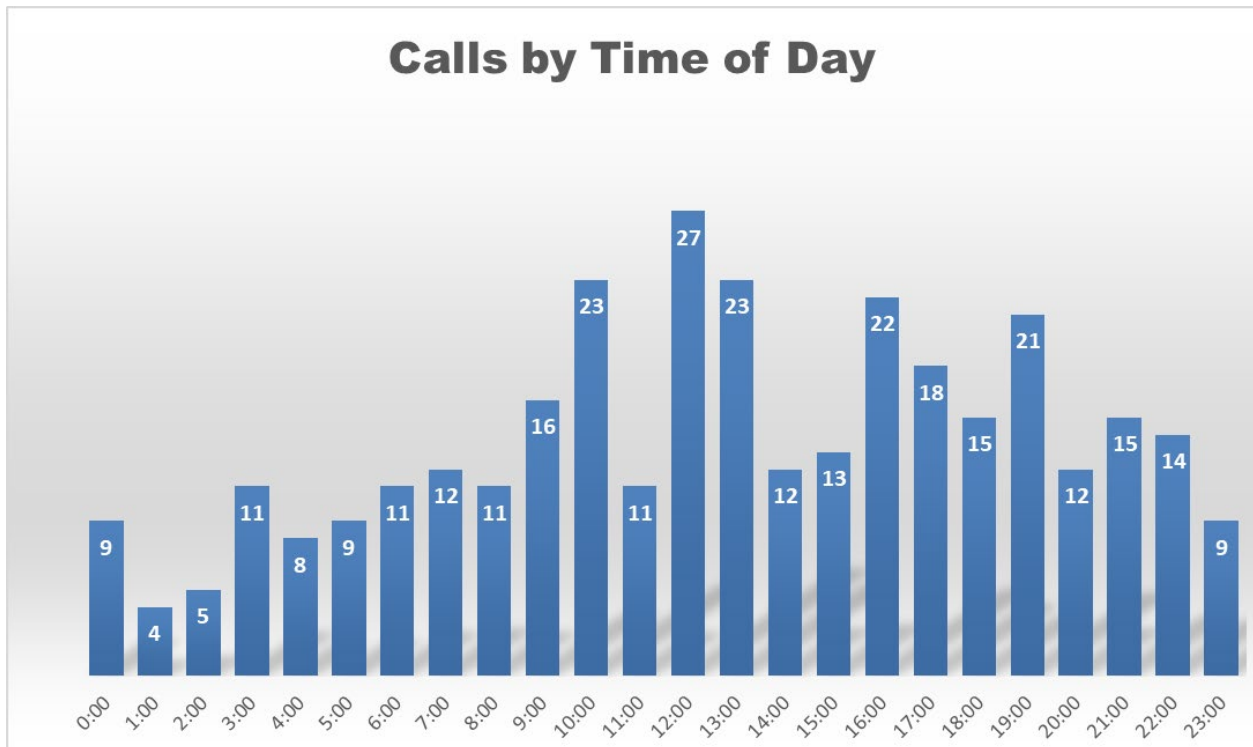
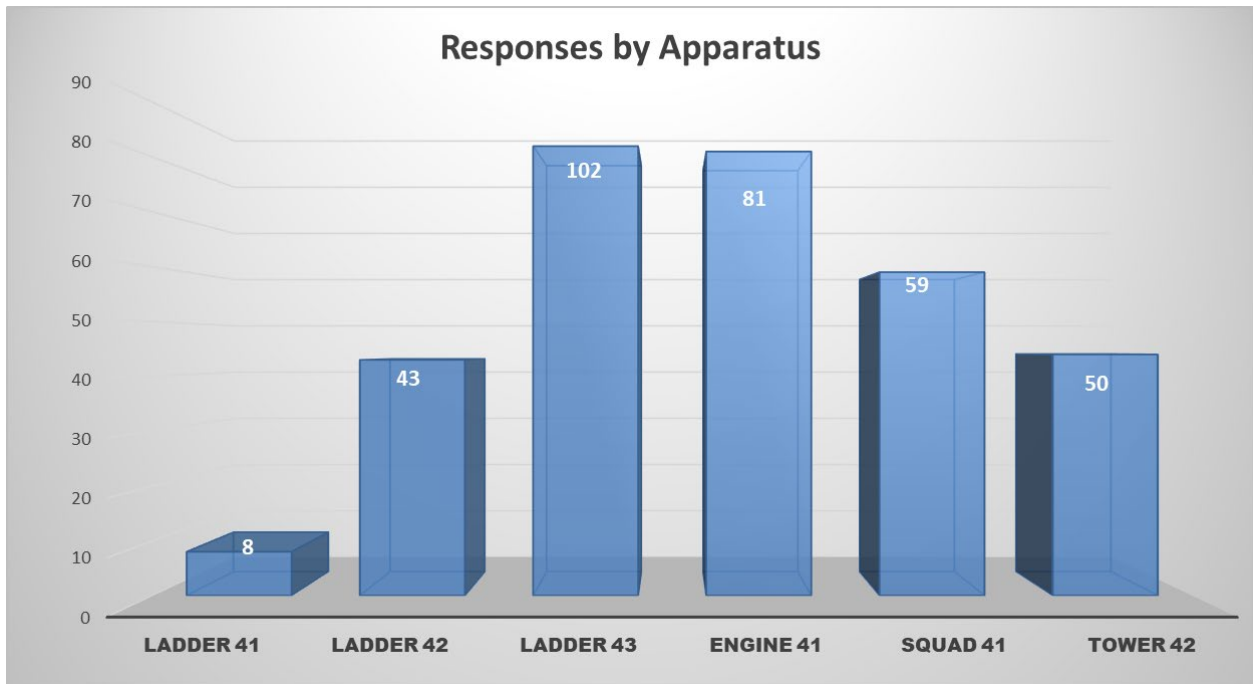
Response Times													
January	February	March	April	May	June	July	August	September	October	November	December	Average	
3:55	3:40	3:53	3:46	3:52	3:40	3:42	3:36	3:47				3:45	

Water Consumption in Gallons													
January	February	March	April	May	June	July	August	September	October	November	December	Total Gallons	
28,000	85,000	86,887	55,000	480,000	525,000	32,000	45,000	140,000				1,476,887	

City of La Vergne FIRE DEPARTMENT



City of La Vergne FIRE DEPARTMENT

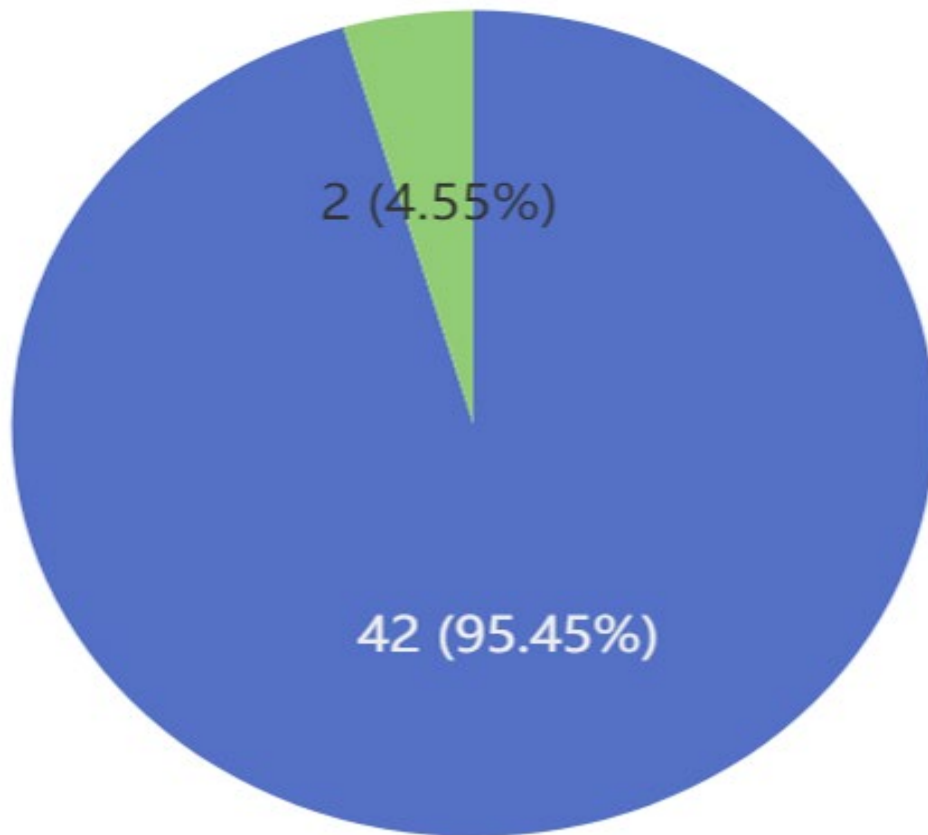


City of La Vergne
FIRE DEPARTMENT

Community Connect

Residential vs. Business

Total of Accounts (44)



Residential (42) Business (2)